

gazelle psTM


Gazelle PS stands for Prone and Supine. It means the Gazelle PS can be used by children in a posterior or anterior position



The many adjustment possibilities and the wide range of accessories mean that it is adjustable to children with different types of disabilities.

The standing position is very important for both the physical and psychological well-being. When the child is placed in the prone position, the maximum stretch of both hip and knee is obtained.

Gazelle PS is available in three sizes and is suitable for children from 1 to 14 years of age. Not all children are alike - that is why it is important to use the measuring chart to find the correct size for the child.



Tilt vertical-horizontal

The Gazelle PS tilts from vertical to 15° past horizontal. This is an excellent position for respiratory therapy and postural drainage



Foldable

From the upright position the Gazelle PS is easily folded. By loosening only one screw, abducting the legs and by lifting it slightly, the Gazelle PS is folded for storage or transportation



Manual leg abduction

Moves in an anatomically correct motion to help seat the head of the femur into the acetabulum. You can adjust either one or both legs to the optimal angle



Multi-adjustable foot supports

Ball joints in foot plates allow for positioning and support for almost any ankle/foot placement

Standard

As standard the Gazelle PS is supplied with chest and foot straps. Please order accessories from the following pages



Frame color

Delivered in different colors for size 1, 2 and 3



Yellow
for size 1



Green
for size 2



Blue
for size 3

Tilt vertical-horizontal

The tilt angle can vary from child to child. Tilt angle from 90° to -15°




tilt 90°



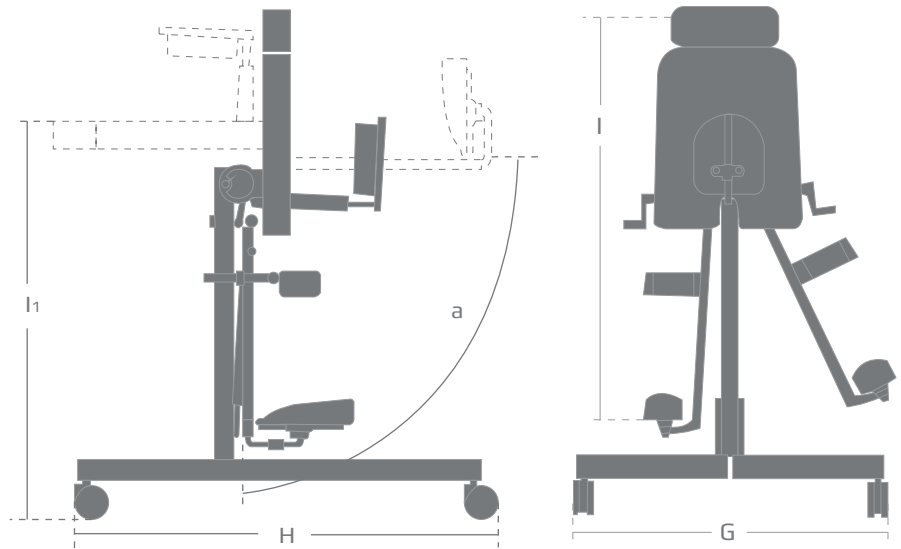
tilt 45°



tilt 0°



keep track of the
tilt angle with the
protractor



Measurements

	Gazelle P5 Size 1	Gazelle P5 Size 2	Gazelle P5 Size 3
Width, total (G)	48 cm (19")	58 cm (23")	65 cm (26")
Length total (H)	76 cm (30")	88 cm (35")	99 cm (39")
Length, foot-axila (l)	45-95 cm (18-37")	60-105 cm (24-41")	70-125 cm (28-49")
Height, when horizontal (l1)	76 cm (30")	80 cm (31½")	90 cm (35")
Height, folded	28½ cm (11")	29½ cm (12")	29½ cm (51")
Length, folded	95 cm (37")	113 cm (44½")	130 cm (51")
Angle, board (a)	90° to -15°	90° to -15°	90° to -15°
Weight	20 kg (44 lb)	22 kg (48 lb)	24 kg (53 lb)
Max. load/user weight	40 kg (88 lb)	60 kg (132 lb)	80 kg (176 lb)

ACCESSORIES



Head support system
88124-xx. For correct positioning and support in the vertical or prone position

one size



Mounting for head support
88130
For mounting of other head supports. See accessories section

one size



Head support with facial aperture
88117-x
For correct position and support

size	measurements
1	H:8 1/4 x W:6 1/4"
2	H:10 x W:8 1/4"
3	H:11 1/2 x W:10 1/4"



Side supports
88055-x
For additional support and safety

size	measurements
S	H:5 3/4 x W:5 3/4"
L	H:7 x W:5"



Anat.head support with facial aperture
88119-x
For correct position and support

size	measurements
1	H:10 x W:11"
2+3	H:10 3/4 x W:12"



Side supports, interior
88075-x
For additional support and safety

size	measurements
S	H:5 3/4 x W:5 3/4"
L	H:7 x W:5"



Trunk support
88106-x For extension of the trunk support. Helps support the child's trunk position

size	measurements
1	H:9 3/4 x W:9 3/4"
2	H:4 x W:11"
3	H:4 x W:12 1/2"



Side supports, exterior
88065-x For additional support and safety

size	measurements
S	H:5 3/4 x W:5 3/4"
L	H:7 x W:5"



Angling of lower leg
88165-x
When individual angling of the user's lower legs is needed



Strap for side supports
88250-x
For added safety

size	measurements
1	L:15 3/4 + 15 3/4" end strap
2	L:19 3/4 + 17" end strap
3	L:23 1/4" + 17" end strap



Tray
88112-x or 88114-x
Available as standard or with extended arm rests

size	measurements
1	W:23 1/2 x D:21 1/2/D:29 1/2"
2	W:23 1/2 x D:21/D:29 1/2"
3	W:23 1/2 x D:21 1/2/D:29 1/2"



Tray with bowl
88111-xN or 88113-x
Available as standard or with extended arm rests. The cover plate follows as standard

size	measurements
1	W:23 1/2 x D:21 1/2/D:29 1/2"
2	W:23 1/2 x D:21/D:29 1/2"
3	W:23 1/2 x D:21 1/2/D:29 1/2"

ACCESSORIES



Tray

88108-0

Can be equipped with armrests
861131, Toybar 861135 and Grip
handle 861136

size	measurements
one	W:24 x D:22½"

