

# The ultimate mobility tool

**Batec handbikes** are a comprehensive solution to your mobility problems:

- ✓ Go from reduced to **augmented mobility**; from needing help to being **independent** and **proactive**.
- ✓ Get a **2 in 1**, without giving up your manual wheelchair.
- ✓ **Overcome obstacles.**
- ✓ Attach our handbikes **in just seconds** and **with no need for transfers.**
- ✓ Also available for **quadriplegics** and **hemiplegics.**



Request a quote or a demonstration  
without any commitment!



You CAN get used  
to being in a  
**wheelchair**



But not to giving up on

**LIFE**

[www.batec-mobility.com](http://www.batec-mobility.com)

**BATEC MOBILITY S.L.**

Illa de Buda, 2

08192 Sant Quirze del Vallès

(Barcelona) - SPAIN

+34 93 544 2003

[info@batec-mobility.com](mailto:info@batec-mobility.com)



**BATEC**  
MOBILITY



**BATEC MINI**  
the little big Batec



# BATEC MINI, the little big Batec

The **BATEC MINI** is our most compact handbike. Designed to be small without losing a single bit of the quality and reliability of the **Batec** handbikes, it incorporates state-of-the-art components in its standard equipment that will make it easier for you to enjoy your mobility.



All-in-one LCD screen with gear selector.



16" wheel, ultra-grip tyre and aluminium double-wall rim.




250 RPM 900 W high-torque brushless motor with reverse gear.



Matte black aluminium handlebar with folding system for convenience.



G&B handlebar option without levers for quadriplegics.




Handlebar option with right or left Monolever brakes for hemiplegics.



Avid BB5 mechanical brakes, aluminium levers and parking brake.



700-lumen front light with position lights / high beam options.



Dual LED tail lights on the stand frame.



Removable right dropout for easy inner tube or tyre change.

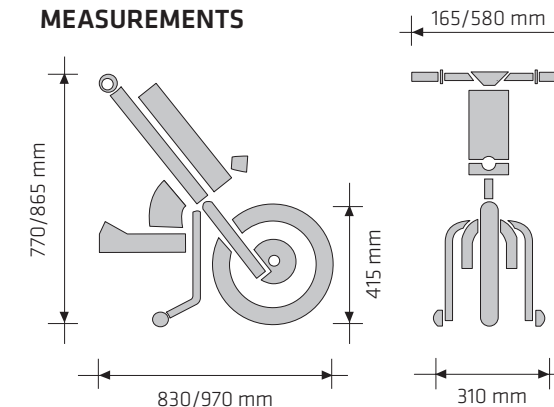


Horn.



USB port.

## MEASUREMENTS



## COLOURS



Number/version: MM-007/1.0





# The ultimate mobility tool:

**Batec handbikes** are a comprehensive solution to your mobility problems:

- ✓ Go from reduced to **augmented mobility**; from needing help to being **independent** and **proactive**.
- ✓ Get a **2 in 1**, without giving up your manual wheelchair.
- ✓ **Overcome obstacles** and **drive over bumpy terrains** without any problems.
- ✓ Attach our handbikes **in just seconds** and **with no need for transfers**.
- ✓ Also available for **quadriplegics** and **hemiplegics**.



You CAN get used  
to being in a  
**wheelchair**



But not to giving up on

**L I F E**

[www.batec-mobility.com](http://www.batec-mobility.com)

**BATEC MOBILITY S.L.**

Illa de Buda, 2  
08192 Sant Quirze del Vallès  
(Barcelona) - SPAIN  
+34 93 544 2003  
[info@batec-mobility.com](mailto:info@batec-mobility.com)

**COMPARE**  
and **CHOOSE**  
your electric **handbike**



**BATEC**  
MOBILITY





# An electric HANDBIKE for every need

At **Batec Mobility** we have a handbike for every need:

- 1 Discover the full range
- 2 Compare our models
- 3 Choose the one that suits you best!



Kit your **Batec** out with the most **original and practical accessories** for your daily life.



The **quadriplegic** version includes a **handlebar without levers** for smooth movements when braking and accelerating.



The **hemiplegic** version has **all the controls on one side** and Monolever brakes.




**Batec** is compatible with **95% of wheelchairs** on the market.

## BATEC MINI



Maximum speed	20 Km/h
Autonomy	22 km * with a 280 Wh battery 40 km * with a 522 Wh battery
Motor	250 RPM high-torque brushless motor Nominal power: 900 W Peak power: 1050 W Reverse gear
Battery and charger	2 options: 36 V - 280 Wh or 36 V - 522 Wh 4A Charger
Frame	7005 T6 Aluminium Black 1.1/8 headset Removable right dropout
Handlebar	Matte black aluminium handlebar
Brakes	Avid BB5 mechanical brakes Brake levers with parking brake Avid G2 180-mm rotor disc
Wheel	16" x 2.40" ultra-grip tyre 16" black aluminium double-wall rim
Equipment	700-lumen front light with position light Dual LED tail lights on the stand frame All-in-one LCD screen with cyclo computer and battery gauge USB charging port Horn –
Weight	14,7 Kg (without battery)

## BATEC ELECTRIC 2



Maximum speed	25 Km/h
Autonomy	22 km * with a 280 Wh battery 40 km * with a 522 Wh battery
Motor	250 RPM high-torque brushless motor Nominal power: 900 W Peak power: 1050 W Reverse gear
Battery and charger	2 options: 36 V - 280W h or 36 V - 522 Wh 4A Charger
Frame	7005 T6 Aluminium Black 1.1/8 headset Removable right dropout
Handlebar	Matte black aluminium handlebar
Brakes	Avid BB5 mechanical brakes Brake levers with parking brake Avid G2 180-mm rotor disc
Wheel	18" x 2.40" ultra-grip tyre 18" black aluminium double-wall rim
Equipment	700-lumen front light with position light Dual LED tail lights on the stand frame All-in-one LCD screen with cyclo computer and battery gauge USB charging port Horn Removable QR weights
Weight	15,9 Kg (without battery/weights)

## BATEC SCRAMBLER



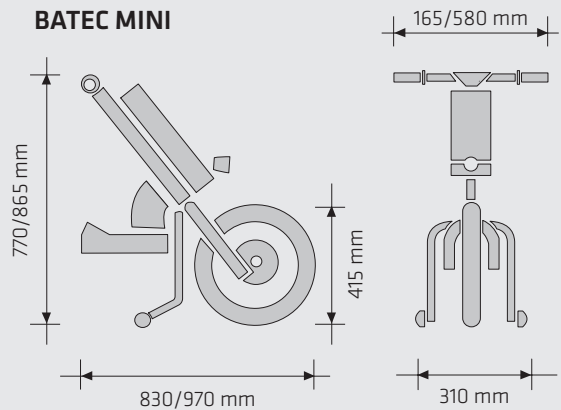
Maximum speed	28 Km/h
Autonomy	50 km * with a 696 Wh battery –
Motor	300 RPM high-torque brushless motor Nominal power: 1200 W Peak power: 1300 W Reverse gear
Battery and charger	48 V - 696 W 3A Charger
Frame	7005 T6 Aluminium 1.1/8 FSA Orbit Mx Black steering Stand frame with suspensión
Handlebar	Ultra wide aluminium handlebar
Brakes	Avid BB7 mechanical brakes Avid Speed Dial Titanium adjustable brake levers Avid Centerline 200-mm rotor disc
Wheel	19" x 2.75" ultra-grip tyre 19" black aluminium double-wall rim
Equipment	1400-lumen double front light with position light Dual LED tail lights on the stand frame All-in-one LCD screen with cyclo computer and battery gauge USB charging port Horn Removable QR weights
Weight	16,7 Kg (without battery/weights)

**Request a quote or a demonstration without any commitment!**

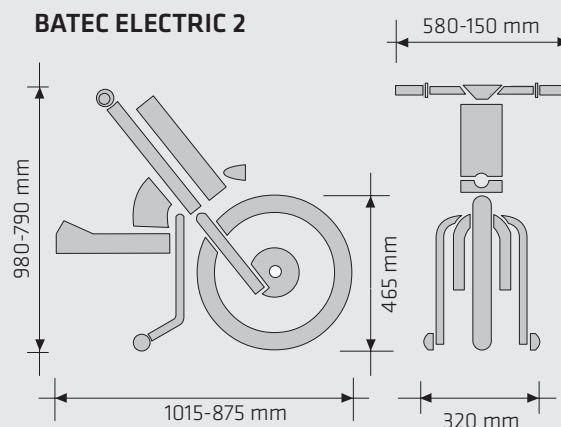


Go to our website and request a quote or demonstration without any commitment. We'd be delighted to organise it for you.

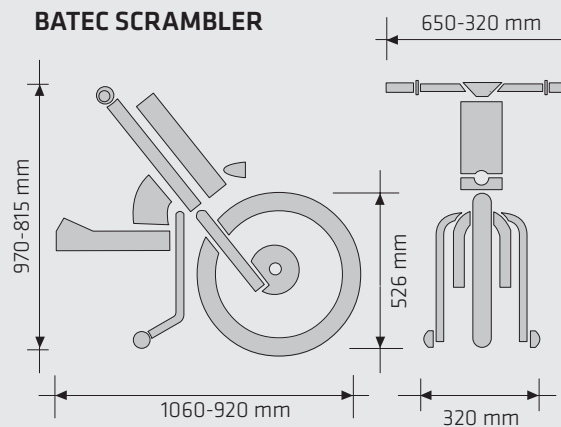
### BATEC MINI



### BATEC ELECTRIC 2



### BATEC SCRAMBLER



\* Autonomy calculated under the following conditions: 75-kg user, ultra-light wheelchair, flat terrain, no wind and steady speed of 15 km/h. May vary ±20% depending on the battery.  
Number/version: MM-006/5.0 - Compare and choose your electric handbike.



Distributor:	Country:
User name:	Dealer:
City:	Phone/E-Mail:
My order number:	Order date:
Batec order number:	Delivery date:
Comments:	

### MODEL

#### BATEC MINI

\_\_\_\_\_ €



Colour	Qty.
<input type="radio"/> Graphite	<input type="checkbox"/> 25.09.001
<input type="radio"/> Red	<input type="checkbox"/> 25.09.003
<input type="radio"/> White	<input type="checkbox"/> 25.09.007

#### BATEC QUAD MINI

\_\_\_\_\_ €



Colour	Qty.
<input type="radio"/> Graphite	<input type="checkbox"/> 25.10.001
<input type="radio"/> Red	<input type="checkbox"/> 25.10.003
<input type="radio"/> White	<input type="checkbox"/> 25.10.007

#### BATEC ELECTRIC 2

\_\_\_\_\_ €



Colour	Qty.
<input type="radio"/> Graphite	<input type="checkbox"/> 25.11.001
<input type="radio"/> Red	<input type="checkbox"/> 25.11.002
<input type="radio"/> White	<input type="checkbox"/> 25.11.003

#### BATEC QUAD ELECTRIC 2

\_\_\_\_\_ €



Colour	Qty.
<input type="radio"/> Graphite	<input type="checkbox"/> 25.12.001
<input type="radio"/> Red	<input type="checkbox"/> 25.12.002
<input type="radio"/> White	<input type="checkbox"/> 25.12.003

#### BATEC SCRAMBLER

\_\_\_\_\_ €



Colour	Qty.
<input type="radio"/> Olive green	<input type="checkbox"/> 25.13.001
<input type="radio"/> Graphite	<input type="checkbox"/> 25.13.002

#### BATEC QUAD SCRAMBLER

\_\_\_\_\_ €



Colour	Qty.
<input type="radio"/> Olive green	<input type="checkbox"/> 25.14.001
<input type="radio"/> Graphite	<input type="checkbox"/> 25.14.002

### BATTERY



36 V - 280 Wh  
(7.8 Ah) lithium  
battery  
- Acc. IATA regulations

\_\_\_\_\_ €

Qty.  
☐ 26.01.006



36 V - 522 Wh  
(14.5 Ah) lithium  
battery

\_\_\_\_\_ €

Qty.  
☐ 26.01.004



48 V - 678 Wh  
(14.5 Ah) lithium  
battery  
(for BATEC SCRAMBLER  
only)

\_\_\_\_\_ €

Qty.  
☐ 26.01.008



36/48 V - 280 Wh  
(7.8 Ah) lithium  
battery  
- Acc. IATA regulations  
(for BATEC SCRAMBLER  
only)

\_\_\_\_\_ €

Qty.  
☐ 26.01.009



### OPTIONS - BATEC 4 ALL



- ☐ Hemi Right (Thumb throttle, double lever, four buttons pad) | 27.01.001
- ☐ Hemi Left (Thumb throttle, double lever, four buttons pad) | 27.01.002

- ☐ Thumb throttle right hand 27.01.003
- ☐ Thumb throttle left hand 27.01.004
- ☐ Twist throttle left hand 27.01.005
- ☐ Custom speed limits 27.01.006

### OPTIONS - OTHERS

Optional suspension stand frame  
(For BATEC MINI and BATEC ELECTRIC 2)

\_\_\_\_\_ €



Qty. ☐ 27.02.001

### ACCESORIES

BATEC EXCURSION 2 front rucksack  
(Includes BATEC PORTA luggage rack.)

\_\_\_\_\_ €



Qty. ☐ 54.05.10

BATEC BOSSA rucksack

\_\_\_\_\_ €



Qty. ☐ 54.05.01

Smartphone holder

\_\_\_\_\_ €



Qty. ☐ 54.05.02

BATEC 4KG Weight

\_\_\_\_\_ €



Qty. ☐ 54.05.05

BATEC WHEELS  
BAG for 24" and 25"  
wheels

\_\_\_\_\_ €



Qty. ☐ 54.05.03

















### WHEELCHAIR WHEELS

#### SPINERGY




All Spinergy wheels are supplied as a standard with Marathon Plus Schwalbe tires.

Hub	Spokes	Size				
		24"	<input type="checkbox"/>	SPINERGY XLX 24" Red H Black Black S   54.04.10	_____	€
		25"	<input type="checkbox"/>	SPINERGY XLX 25" Red H Black Black S   54.04.11	_____	€
		24"	<input type="checkbox"/>	SPINERGY XLX 24" Polished H Black Black S   54.04.12	_____	€
		24"	<input type="checkbox"/>	SPINERGY XLX 24" Black H Black Red S   54.04.13	_____	€
		24"	<input type="checkbox"/>	SPINERGY XLX 24" Black H Black White S   54.04.14	_____	€
		24"	<input type="checkbox"/>	SPINERGY XLX 24" Black H Black Green S   54.04.15	_____	€
		24"	<input type="checkbox"/>	SPINERGY XLX 24" Black H Black Blue S   54.04.16	_____	€

#### Handrims

<input type="checkbox"/> STD Aluminium	No charge
<input type="checkbox"/> CarboLife Curve Grip L 54.04.51	_____ €
<input type="checkbox"/> CarboLife Gekko L 54.04.50	_____ €



**BATEC WHEELS BAG**  
for 24" and 25" wheels

☐ 54.05.03 \_\_\_\_\_ €

#### SIOUXX




All SIOUXX wheels are supplied as a standard with Marathon Plus Schwalbe tires.

<input type="checkbox"/> SIOUXX CARBO FIBER 24" 54.04.20	_____	€
--	-------	---

#### Handrims

<input type="checkbox"/> STD Aluminium	No charge
<input type="checkbox"/> CarboLife Curve Grip L 54.04.53	_____ €
<input type="checkbox"/> CarboLife Gekko L 54.04.52	_____ €



**BATEC WHEELS BAG**  
for 24" and 25" wheels

☐ 54.05.03 \_\_\_\_\_ €

#### BATEC RODES off-road wheels



All BATEC RODES off-road wheels are supplied as a standard with aluminium handrims.

<input type="checkbox"/> BATEC RODES off-road wheels 54.04.03	_____	€
---	-------	---

**BATEC WHEELS BAG**  
included  
for free



#### SOFTWHEEL




All Softwheel wheels are supplied as a standard with Marathon Plus Schwalbe tires.

<input type="checkbox"/> SOFTWHEEL 2.75 OW A (55 - 75 kg) / 54.04.33	_____	€
--	-------	---

<input type="checkbox"/> SOFTWHEEL 2.75 OW B (75 - 95 kg) / 54.04.34	_____	€
--	-------	---

#### Handrims

<input type="checkbox"/> STD Aluminium	No charge
<input type="checkbox"/> CarboLife Gekko 24" 54.04.54	_____ €
<input type="checkbox"/> CarboLife Curve Grip L 24" 54.04.55	_____ €



**BATEC WHEELS BAG**  
for 24" and 25" wheels

☐ 54.05.03 \_\_\_\_\_ €

#### ULTRALITE



All ULTRALITE wheels come standard with aluminium rims and Schwalbe One tyres.

<input type="checkbox"/> ULTRALITE WHEELS 54.04.40	_____	€
--	-------	---

Total weight of wheel with rim and tyre: 1 kg







**BATEC WHEELS BAG**  
for 24" and 25" wheels










☐ 54.05.03 \_\_\_\_\_ €








### BRACKETS

	D1 PV3 - Flat V shape brackets for fixed frame	<input type="checkbox"/>	53.01.10	€
	D1 CNC - Machined brackets for folding frame	<input type="checkbox"/>	53.01.11	€
	D1 PS3 - PANTHERA BRACKETS for Short frame	<input type="checkbox"/>	53.01.50	€
	D1 PL3 - PANTHERA BRACKETS for Long frame	<input type="checkbox"/>	53.01.51	€





### STANDARD CLAMPS

	D2 N19 - Round tube wheelchair clamps Ø19mm	<input type="checkbox"/>	53.02.40	€
	D2 N22 - Round tube wheelchair clamps Ø22mm	<input type="checkbox"/>	53.02.41	€
	D2 N25 - Round tube wheelchair clamps Ø25mm	<input type="checkbox"/>	53.02.42	€
	D2 N28.8 - Round tube wheelchair clamps Ø28.8mm	<input type="checkbox"/>	53.02.43	€
	D2 N30 - Round tube wheelchair clamps Ø30mm	<input type="checkbox"/>	53.02.44	€
	D2 N31.6 - Round tube wheelchair clamps Ø31.6mm	<input type="checkbox"/>	53.02.45	€
	D2 N35 - Round tube wheelchair clamps Ø35mm	<input type="checkbox"/>	53.02.46	€
	D2 NH - QUICKIE oval tube wheelchair clamps (for HELIUM & XENON)	<input type="checkbox"/>	53.02.47	€
	D2 NJ - PROGEO JOKER oval tube wheelchair clamps	<input type="checkbox"/>	53.02.48	€







### SPECIAL CLAMPS SETS

	D6 ADV - KUSCHALL ADVANCE CLAMPS SET (clamps + adaptor)	<input type="checkbox"/>	53.06.01	€
	D6 EGO - PROGEO EGO CLAMPS SET (clamps + adaptor)	<input type="checkbox"/>	53.06.02	€
	D6 ICO - ICON CLAMPS SET (clamps + adaptor)	<input type="checkbox"/>	53.06.03	€
	D6 CS1 - CSEI CLAMPS SET (clamps + adaptor)	<input type="checkbox"/>	53.06.04	€
	D6 CS2 - CSEI EVO CLAMPS SET (clamps + adaptor)	<input type="checkbox"/>	53.06.05	€

### BRAKES

	D3 NR - Standard Brakes push-to-lock mounted on Batec clamps	<input type="checkbox"/>	53.03.10	€
	D3 NTA - Aluminium Scissor Brakes mounted on Batec clamps	<input type="checkbox"/>	53.03.11	€
	D3 NT - Composite Scissor Brakes mounted on Batec clamps	<input type="checkbox"/>	53.03.12	€
	D2 NT - PROGEO TEKNA / NOIR oval tube wheelchair clamps	<input type="checkbox"/>	53.02.49	€
	D2 NC - CYCLONE XLR oval tube wheelchair clamps	<input type="checkbox"/>	53.02.50	€
	D2 NB - OTTOBOCK BLIZZARD oval tube wheelchair clamps	<input type="checkbox"/>	53.02.51	€
	D2 NPR - TNS PROVAL oval tube wheelchair clamps	<input type="checkbox"/>	53.02.52	€
	D2 N19-22 - PANTHERA- Round tube wheelchair clamps Ø19mm / Ø 20mm	<input type="checkbox"/>	53.02.54	€
	D2 AVANG - Clamps for OTTOBOCK Avantgarde round tube wheelchairs	<input type="checkbox"/>	53.02.55	€
	D2 MN30 - Clamps for MEYRA Nano Ø 30 mm round tube wheelchairs	<input type="checkbox"/>	53.02.56	€
	D2 MP25 - Clamps for MEYRA Ø 25mm folding round tube wheelchairs	<input type="checkbox"/>	53.02.57	€
	D2 AM - Custom clamps	<input type="checkbox"/>	53.02.58	€

### ADAPTORS

	D5 PRO - Adaptors for Pro Activ wheelchairs	<input type="checkbox"/>	53.05.03	€
	D5 50 - Adaptors for fixed frame w/ tapered seat	<input type="checkbox"/>	53.05.04	€
	D5 RE - Adaptor for moving the rear clamp backwards for fixed frame	<input type="checkbox"/>	53.05.05	€
	D5 PU - Adaptor for saving a seat bar for fixed frame	<input type="checkbox"/>	53.05.06	€
	D5 BA - Adaptor for moving the clamps for folding frame	<input type="checkbox"/>	53.05.07	€
	D5 ES - Spacers set for folding frame or fixed frame or D5 50	<input type="checkbox"/>	53.05.08	€

### SPECIAL REQUIREMENTS



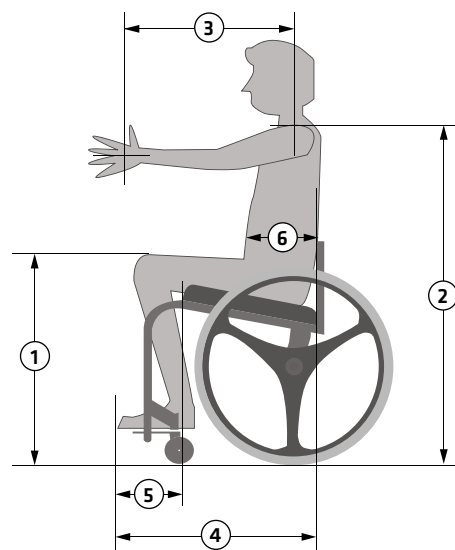
### DETAILS OF WHEELCHAIR THE BATEC WILL BE INSTALLED ON

Brand		
Model		
Seat width		cm (exterior distance from tube to seat tube)

⚠ Please refer to the Batec Compatibility Chart to ensure your wheelchair model is compatible, and to check the maximum and minimum measurements allowed

### USER DETAILS

User name		
User height		cm
User weight		kg ⚠ Maximum accepted weight 110 kg
1 Knee height		cm (distance from floor – upper edge of knee)
2 Shoulder height		cm (distance from floor – upper edge of shoulder)
3 Length of arms		cm (distance from centre of shoulder – centre of the palm with arm fully extended)
4 Total length		cm (distance from back – tips of toes, with feet as far back as possible for the user)
5 Position of feet		cm (distance from end of seat – end of feet)
6 Width of abdomen		cm (distance from back – abdominal area)



### COMMENTS